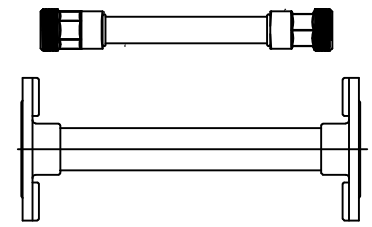
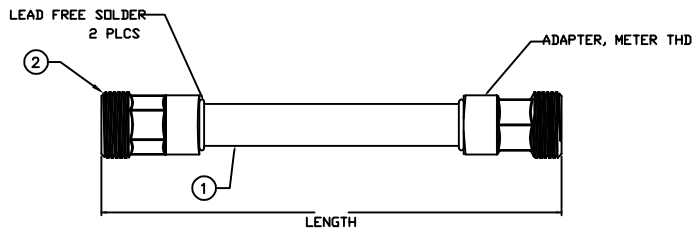


SUBMITTAL INFORMATION

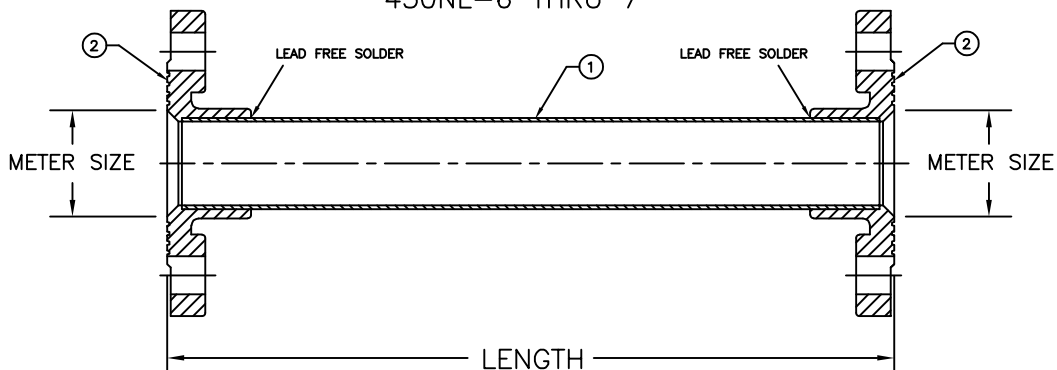
METER IDLERS



450NL-1 THRU 4



450NL-6 THRU 7



1 1/2" & 2" METER IDLER CONFIGURATION

- PARTS AND MATERIAL:
1. IDLER BAR: COPPER TUBE
 2. FLANGE/ADAPTOR: CAST BRASS, ALLOY C89833

FEATURES:

- CONFORMS TO AWWA C800 (ASTM B584 UNS C89833 FOR ALL BRASS PARTS IN CONTACT WITH POTABLE WATER)
- CONFORMS TO ANSI/NSF 61-8
- CONFORMS TO ANSI/NSF 372 (COMPLIANT WITH US Safe Drinking Water Act. PL 111-380)
- BODY AND NUTS PROVIDE WRENCH FLATS FOR INSTALLATION
- 300PSI WORKING PRESSURE

Cambridge Brass considers the information in this submittal form to be correct at the time of publication. Item and option availability, including specifications, are subject to change without notice.

| PART NO. | REPLACES METER SIZE | METER THREAD/CONNECTION | LENGTH |
|----------|---------------------|-------------------------|--------|
| 450NL-1 | 5/8" | 3/4-14 NPSM | 7.5" |
| 450NL-2 | 5/8" x 3/4" | 1-11 1/2 NPSM | 7.5" |
| 450NL-3 | 3/4" | 1-11 1/2 NPSM | 9" |
| 450NL-4 | 1" | 1 1/4-11 1/2 NPSM | 10.75" |
| 450NL-6 | 1 1/2" | METER FLANGE | 13.00" |
| 450NL-7 | 2" | METER FLANGE | 17.00" |

Cambridge Brass
P.O. Box 249, 140 Orion Place
Cambridge, Ontario
Canada N1R 5V1
Tel: (519) 621-5520
Fax: (519) 621-8674
<http://www.cambridgebrass.com>



SUBMITTED BY: